

## POSEY WRAP SAMPLE PACK

### Posey® Pulse Oximeter Probe Wraps

*Holds transducers or probe sensors in place and helps block out ambient light.*

*Wrap around probe/sensor with blue side toward skin.*

**Cat. 6554**

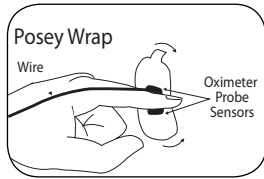


TIDI Products, LLC • 570 Enterprise Drive, Neenah, WI 54956 USA  
Phone: 1.800.521.1314 • International: +1.920.751.4036 • [www.tidiproducts.com](http://www.tidiproducts.com)



© 2024 TIDI Products, LLC. All rights reserved.  
Posey is a registered trademark of TIDI Products, LLC.

M1612 REV B 03-20-2024



## POSEY WRAP SAMPLE PACK

### Posey® Pulse Oximeter Probe Wraps

*Holds transducers or probe sensors in place and helps block out ambient light.*

*Wrap around probe/sensor with blue side toward skin.*

**Cat. 6554**



TIDI Products, LLC • 570 Enterprise Drive, Neenah, WI 54956 USA  
Phone: 1.800.521.1314 • International: +1.920.751.4036 • [www.tidiproducts.com](http://www.tidiproducts.com)



© 2024 TIDI Products, LLC. All rights reserved.  
Posey is a registered trademark of TIDI Products, LLC.

M1612 REV B 03-20-2024

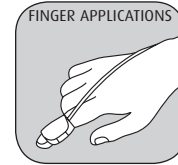



# Posey® Pulse Oximeter Probe Wraps

RESPIRATORY THERAPY

*Posey Pulse Oximeter Probe Wraps replace adhesive tape when securing all models of flexible optical transducers or probe sensors. The Wraps hold sensor firmly to help prevent misalignment of optical components, while blocking out excessive ambient light. The soft foam tapeless wrap does not stick to the skin, allowing for easy application or removal and helping preserve delicate skin. The universal designs fit a neonatal foot, infant toe, pediatric or adult finger. Posey wraps may also be cut to fit any length (1 dozen per box).*

Catalog No.	Width	Length	Thickness
6554	1 1/4" (3 cm)	5 1/4" (14 cm)	5/8" (0.5 cm)
6554P	3/4" (2 cm)	4" (10 cm)	5/8" (0.5 cm)



#### ⚠ WARNING

- Make sure your patient has stable peripheral vascular function before you place a pulse oximeter sensor.
- Secure the sensor loosely with the Posey Pulse Oximeter Probe Wrap and never wrap it tightly.
- Check the site immediately after applying the sensor to ensure that circulation is adequate.
- Include circulation checks with all patient assessments.
- Change the pulse oximeter site every 2 hours, or according to your institution's protocol.
- Closely monitor infants or elderly adult patients with fragile skin.
- Make sure closure tab does not contact patient's skin.

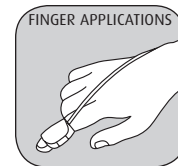
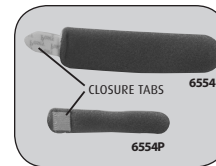


# Posey® Pulse Oximeter Probe Wraps

RESPIRATORY THERAPY

*Posey Pulse Oximeter Probe Wraps replace adhesive tape when securing all models of flexible optical transducers or probe sensors. The Wraps hold sensor firmly to help prevent misalignment of optical components, while blocking out excessive ambient light. The soft foam tapeless wrap does not stick to the skin, allowing for easy application or removal and helping preserve delicate skin. The universal designs fit a neonatal foot, infant toe, pediatric or adult finger. Posey wraps may also be cut to fit any length (1 dozen per box).*

Catalog No.	Width	Length	Thickness
6554	1 1/4" (3 cm)	5 1/4" (14 cm)	5/8" (0.5 cm)
6554P	3/4" (2 cm)	4" (10 cm)	5/8" (0.5 cm)



#### ⚠ WARNING

- Make sure your patient has stable peripheral vascular function before you place a pulse oximeter sensor.
- Secure the sensor loosely with the Posey Pulse Oximeter Probe Wrap and never wrap it tightly.
- Check the site immediately after applying the sensor to ensure that circulation is adequate.
- Include circulation checks with all patient assessments.
- Change the pulse oximeter site every 2 hours, or according to your institution's protocol.
- Closely monitor infants or elderly adult patients with fragile skin.
- Make sure closure tab does not contact patient's skin.